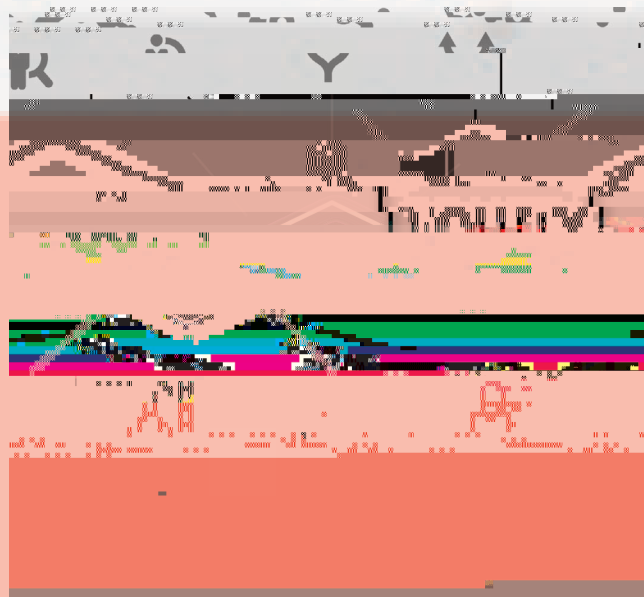


INCREASING EQUITY AT THE WORKPLACE

SUPERVISION AND MENTORING
SYSTEM TOOLKIT



**STEP 1:
TAKE THE AUDIT**



1.0




Figure 4: A flowchart illustrating the process of supervision and mentoring, with Step 5 highlighted.

1.1

1. Identify the problem

2. Gather information

3. Analyze the information

4. Develop a plan

5. Implement

6. Evaluate the results

1. Identify the problem

2. Gather information

3. Analyze the information

4. Develop a plan

5. Implement

6. Evaluate the results

1. Identify the problem


2. Gather information

3. Analyze the information

4. Develop a plan

5. Implement



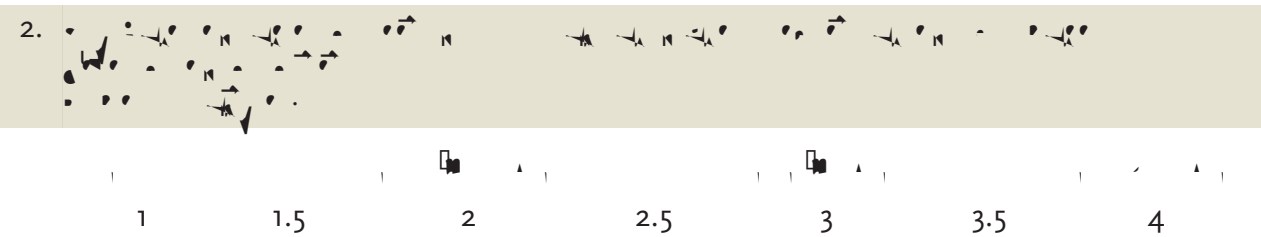

6. Evaluate the results





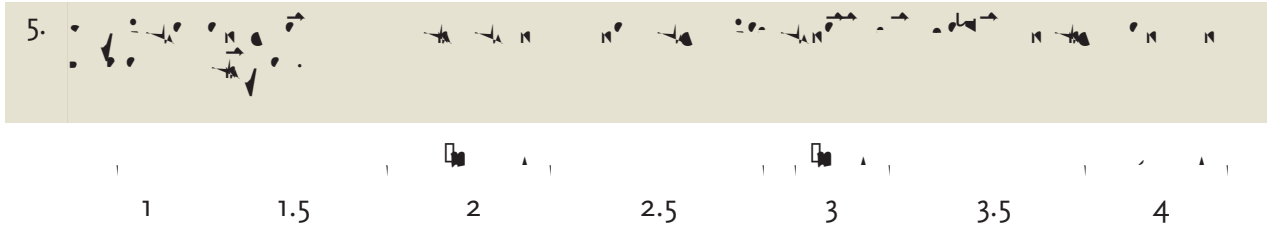


1.2 **1**

Task 1: Respond to Questions about the Equity of the Supervision and Mentoring System


1. How do you think the current supervision and mentoring system is fair? #2





• • • • •

Task 2: Calculate the Means




#3

	#1	#2		Sum #
				Keep for Step 2 (Benchmark) and Step 4 (Innovations).
1.				
2.				
3.				
4.				
5.				
6.				
7.				
8.				
9.				



2. Review and evaluate the effectiveness of the intervention and the client's progress.



5. Review and evaluate the effectiveness of the intervention and the client's progress.