

E r r r r l (N :
r l r
r O r r . O ,ADF ,)


N , ll r r
r ll I , r r
.I ,
L I r
, l C L I
l J

Orçea e a e a' a e Lea' i g acc t

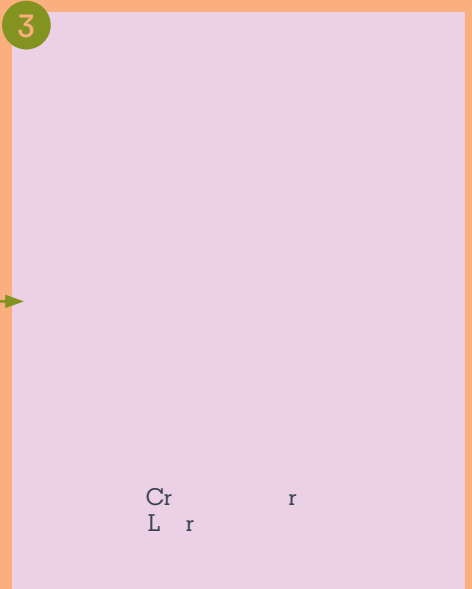
1




2



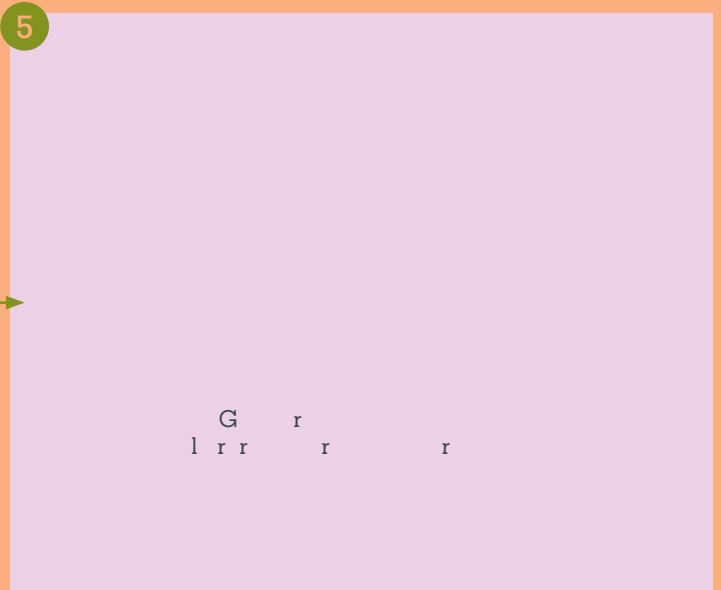
3




4




5



6



7



Here are a few best practices for connecting your LinkedIn account to LinkedIn Learning:

1

Sign in to the account you want to connect to LinkedIn Learning.

2

Enter your email address and password in the sign-in fields. If you don't have an account, click "Create new account" and follow the prompts to create one.

3

Click "Connect" to link your LinkedIn account to LinkedIn Learning. You'll be prompted to confirm the connection.

Once you've connected your account, you'll be able to access your LinkedIn Learning account.

Do you have a LinkedIn account? Click "Connect" to link your LinkedIn account to LinkedIn Learning. You'll be prompted to confirm the connection.

Why do I need to connect my LinkedIn account to LinkedIn Learning?

When you connect your LinkedIn account, rest assured that only your learning activity will be shared with your employer. No other activity or data from your LinkedIn account will ever be accessible or shared with your employer. See the [details of our Privacy Information](#) here.

If you choose not to connect your LinkedIn account, you will create a separate LinkedIn Learning account that is not connected to LinkedIn.com.

What if I change my mind? I connected my LinkedIn account to LinkedIn Learning, and now I want to disconnect it?

See more [details on how to disconnect here](#).

To access your learning account visit: learning.linkedin.com