

... ..

... ..

... ..

... ..

... ..

... ..

... ..

... ..

... ..

... ..

... ..

... ..

... ..

... ..

... ..

... ..

... ..

... ..

... ..

... ..

... ..

... ..

... ..

... ..

... ..

... ..

... ..

Dexter College

Contents

Table of Contents

| | Page |
|--|------|
| Foreword | 1 |
| Boston College — A Brief History | 3 |
| Boston College Profile | 5 |

Administration and Faculty

| | |
|--|-------|
| Trustees of Boston College from 1863 to December, 1986, and from 1987 to September, 1986 | 8 |
| Chart of Administration | 8 |
| Board of Trustee Membership | 9 |
| Trustee Associate Membership | 10 |
| Officers of the University | 11 |
| Academic Deans | 12-12 |
| Department Chairmen and Chairwomen | 12-12 |
| University Administrators | 13 |
| Professional, Administrative, and Support Staff Personnel | 14 |
| Faculty | 15 |
| Schools by School and Rank | 15 |
| Full-Time Equivalent by School | 15 |
| by School and Tenure Status | 16 |
| by School and Sex | 16 |
| by Highest Earned Degree and Rank | 17 |
| by Highest Earned Degree and Sex | 17 |
| by Rank and Sex | 17 |
| Full-Time Faculty, Teaching Assistants, Teaching Fellows: | |
| by School and Department | 18 |
| Average Faculty Compensation: | |
| by Rank, AAUP Category I, 1984-1985 | 19 |
| by Rank, AAUP Category I, 1986-1987 | 19 |

Students

| | |
|---|----|
| Freshmen Enrollment by Year and Sex (Full-Time) | 22 |
| Freshmen Enrollees — SAT Averages by Class | 22 |
| Enrollees by Geographic Distribution | 23 |
| Enrollment: (Full-Time) | 24 |
| by Type of Previous Institution and Sex | 24 |
| Enrollment: | |
| Graduate and Undergraduate, Full and Part-Time | 25 |
| Undergraduate, Day and Evening and Graduate | 25 |
| by School | 26 |
| Undergraduate, by School | 26 |
| Graduate, by School | 26 |
| Programs and Binaries | 27 |
| Graduate, by Degree | 27 |
| Full-Time Equivalent | 29 |

Page

Summer Session29

Evening College30

Geographic Distribution of Students31

International Students and Scholars, 1984-1985:

by School32

by Class or Program32

by Sex and Program32

by Country33

Minority Enrollment34

Maternal Employment34

Undergraduate Degrees Conferred:

by Degree and Number of Majors35

by Major36

by School and by Major37

Undergraduate and Graduate Degrees Conferred by Degree and Sex38

Undergraduate and Graduate Financial Aid:

Dollars39

Number of Awards39

Health Services40

University Counseling Services:

Number of Students, Faculty-Staff Served41

Services Provided to Undergraduate and Graduate Students41

.....44

Undergraduate Degrees Conferred:

by Degree and Number of Majors35

by Major36

by School and by Major37

Undergraduate and Graduate Degrees Conferred by Degree and Sex38

Undergraduate and Graduate Financial Aid:

Dollars39

Number of Awards39

Health Services40

University Counseling Services:

Number of Students, Faculty-Staff Served41

Services Provided to Undergraduate and Graduate Students41

Alumni

Boston College Alumni Clubs44

Finance


| | |
|--|----|
| Highlights of Financial Operations | 64 |
| Tuition Restated in 1967 Dollars | 64 |
| Tuition and Fees - For the Ten Years Ending May 31, 1985 | 65 |
| Summary. Contract and Grant Awards | 66 |
| Contracts and Grants, Source and Application | 67 |
| Selected Contract and Grant Awards | 68 |


Libraries

| | |
|------------------------------------|----|
| Boston College Libraries | 72 |
| The Year of the Library | 73 |
| Expenditures for Library Materials | |

Boston College
A Brief History


Though incorporated as a University since its beginning, it was not until its second half century that Bos





|

Average Compensation by Rank*
AAUP Category I (9-Month Equivalent)
1984-1985



Students

**Undergraduate and Graduate Enrollment
By Sex**

| Year | Undergraduate | | | | Graduate/Professional | | TOTAL | |
|---------|---------------|--------|-------|--------|-----------------------|--------|-------|--|
| | Male | Female | Both | Total | Male | Female | Total | |
| 1977-78 | 1,879 | 6,652 | 7,316 | 13,968 | 4,850 | 1,802 | 5,437 | |
| 1978-79 | 1,945 | 6,408 | 7,505 | 13,913 | 4,625 | 1,783 | 5,560 | |
| 1979-80 | 1,954 | 6,257 | 7,726 | 13,977 | 4,556 | 1,791 | 5,766 | |
| 1980-81 | 2,036 | 6,245 | 8,200 | 14,445 | 4,603 | 1,642 | 6,164 | |
| 1981-82 | 1,977 | 6,013 | 8,153 | 14,166 | 4,471 | 1,542 | 6,176 | |
| 1982-83 | 2,000 | 5,037 | 8,182 | 14,069 | 4,297 | 1,540 | 6,139 | |
| 1983-84 | 1,978 | 5,995 | 8,064 | 14,059 | 4,418 | 1,577 | 6,086 | |
| 1984-85 | 2,068 | 6,074 | 8,136 | 14,210 | 4,515 | 1,559 | 6,068 | |
| 1985-86 | 2,194 | 6,127 | 8,349 | 14,476 | 4,477 | 1,650 | 6,155 | |

Source: Registrar

International Students by Country
Undergraduate and Graduate, 1984–1985

| | | | |
|-----------|---|--------|----|
| Antigua | 1 | Korea | 10 |
| Argentina | 4 | Kuwait | 1 |

Undergraduate Degrees Conferred*
 By Degree and Number of Majors

| | 1980-81 | 1981-82 | 1982-83 | 1983-84 | 1984-85 |
|---------------------------------|----------|----------|----------|----------|----------|
| Arts and Sciences | | | | | |
| A.B. | | | | | |
| Single Major | 717 | 792 | 816 | 912 | 782 |
| Double Major | 259 | 233 | 212 | 222 | 208 |
| Triple Major | <u>1</u> | <u>-</u> | <u>1</u> | <u>1</u> | <u>1</u> |
| | 977 | 1,025 | 1,029 | 1,135 | 991 |
| B.S. | | | | | |
| Single Major | 140 | 168 | 175 | 170 | 152 |
| Double Major | 50 | 37 | 32 | 37 | 19 |
| Triple Major | <u>1</u> | <u>-</u> | <u>-</u> | <u>-</u> | <u>-</u> |
| | 191 | 205 | 207 | 207 | 171 |
| Total A&S | 1,168 | 1,230 | 1,236 | 1,342 | 1,162 |
| School of Education-A.B. | | | | | |
| Single Major | 194 | 170 | 154 | 120 | 141 |
| Double Major | 9 | 29 | 17 | 16 | 10 |
| Triple Major | <u>-</u> | <u>-</u> | <u>-</u> | <u>-</u> | <u>-</u> |
| | 203 | 199 | 171 | 136 | 151 |


Undergraduate and Graduate Degrees Conferred*
By Degree and by Sex

1981-82

1982-83


1983-84

1984-85



Health Services

Number of Students Covered





[REDACTED]

Alumni


[REDACTED]

[REDACTED]





Physical Plant




Buildings Related to Boston College Operations
(Continued)

| Name | Location | Primary Use | Date Constructed or Acquired |
|------------------------------|------------------|-----------------------------------|------------------------------|
| Lawrence House | 122 College Road | Administrative | 1968 |
| Loyola Hall | 42 Tudor Road | Student Residence | 1955 |
| Lyons Hall | Middle Campus | Academic & Administrative | 1951 |
| McElroy Commons ³ | Middle Campus | Student Services & Administrative | 1960 |
| McGuinn Hall | Middle Campus | Academic & Administrative | 1968 |
| McHugh Forum | Lower Campus | Ice Skating Rink | 1959 |

Boston College Properties
Fall 1985

| | Square Feet | Acres |
|--|----------------|-------------|
| Upper Campus | | |
| Roncalli, Welch, and Williams | 137,446 | 3.1 |
| O'Connell and Upper Campus Dormitories | <u>472,838</u> | <u>10.9</u> |
| Total Upper Campus | 610,284 | 14.0 |


Middle Campus




Finance

Summary of Contract and Grant Awards
1984-1985

| | Number of Awards | Award Total |
|------------------------|------------------|-------------|
| Biology | 3 | \$ 179,013 |
| Chemistry | 10 | 772,567 |
| Fine Arts | 1 | 88,878 |
| Geology and Geophysics | | |








Expenditures for Library Materials


| Library | 1980-81 | 1981-82 | 1982-83 | 1983-84 | 1984-85 |
|---------|---------|---------|---------|---------|---------|
|---------|---------|---------|---------|---------|---------|


QIN 71* 809,400 805,688 819,544 831,500 810,708











1981

Tomás Cardinal Ó Fiaich, Litt.D. (October, 1981)

Rev. Joseph Delphis Gauthier, S.J., L.H.D.

Margaret M. Heckler, LL.D.

Rose Fitzgerald Kennedy, L.H.D.

Donald F. McHenry, LL.D.

Joseph Harry Silverstein, D.A.

Paul Donovan Sullivan, D.S.S.

Thomas P. O'Neill, Jr., The Ignatius Medal*

1982

Rev. Robert I. Burns, S.J., L.H.D.

George Bush, LL.D.*

Robert A. Charpie, D.Sc.

Josephine L. Taylor, D.Sc.Ed.

Types of Degrees Conferred at Boston College

Bachelor of Arts (A.B.)

Bachelor of Science (B.S.)

Master of Arts (M.A.)

Master of Arts in Teaching (M.A.T.)

Master of Business Administration (M.B.A.)

Master of Education (M.Ed.)

Master of Science (M.S.)

Master of Science in Teaching (M.S.T.)

Master of Social Work (M.S.W.)

Certificate of Advanced Educational Specialization (C.A.E.S.)

Doctor of Philosophy (Ph.D.)

Academic Department Locations

| | |
|------------------------------------|-------------|
| Accounting Department | Fulton 400 |
| Administrative Sciences Department | Fulton 214 |
| Arts and Sciences | Gasson 103 |
| Biology Department | Higgins 321 |
| Chemistry Department | Devlin 223 |



BOSTON COLLEGE

HALEY

TO

