

BOSTON COLLEGE YEARBOOK
TABLE OF CONTENTS

Page		Page	
	Foreword		Foreword
	Boston College - A Brief History		Boston College - A Brief History
	Boston College Profile		Boston College Profile
	ADMINISTRATION AND FACULTY		ADMINISTRATION AND FACULTY
	Trustees of Boston College, December 1972 - September 1977		Trustees of Boston College, December 1977 - September 1984
	Chart of Administration		Chart of Administration
	Board of Trustees		Board of Trustees
	Trustee Associate Membership		Trustee Associate Membership
	Officers of the University		Officers of the University
	Academic Deans		Academic Deans
	University Administrators		University Administrators
	Department Chairmen and Co-Chairmen		Department Chairmen and Co-Chairmen
	Professional Administrative and Support Staff Personnel		Professional Administrative and Support Staff Personnel
	Faculty:		Faculty:
	by School and Rank		by School and Rank
	Full-Time Equivalent by School		Full-Time Equivalent by School
	by School and Tenure Status		by School and Tenure Status
	by School and Sex of Undergraduate Student		by School and Sex of Undergraduate Student
	by Highest Earned Degree and Rank		by Highest Earned Degree and Rank
	by Highest Earned Degree and Sex		by Highest Earned Degree and Sex
	by Rank and Sex		by Rank and Sex
	Full-Time Faculty, Graduate Assistants, Teaching Fellows		Full-Time Faculty, Graduate Assistants, Teaching Fellows
	by School and Department		by School and Department
	by Rank - AAIB Catalog, 1982-83		by Rank - AAIB Catalog, 1982-83
	College Faculty - For the Seven Years Ended June 30, 1983		College Faculty - For the Seven Years Ended June 30, 1983
	by Rank and Sex		by Rank and Sex
	Freshman Enrollment		Freshman Enrollment
	Average Full-Time Enrollment		Average Full-Time Enrollment
	Geographic Distribution		Geographic Distribution
	and Enrollment (Full-Time)		and Enrollment (Full-Time)
	and Sex		and Sex
	Enrollment		Enrollment
	Undergraduate Transfer Students		Undergraduate Transfer Students
	-- Applications, Acceptances		-- Applications, Acceptances
	-- by Type of Previous Institution		-- by Type of Previous Institution
	Graduate and Undergraduate		Graduate and Undergraduate

Geographic Distribution of Students	24
International Students and Scholars, Fall 1982	24
- by School	24
- by Class or Field of Program	24
- by Sex and Program	24
- by Country	25
- Minority Enrollment	26
- Veteran Enrollment	26
Undergraduate Degrees Conferred:	
- by Degree and Number of Majors	27
- by Major	28
- by School and by Major	29
Undergraduate and Graduate Degrees Conferred by Degree and Sex	30
Undergraduate and Graduate Financial Aid:	
- Dollars	31
- Number of Awards	31
Health Services	32
University Counseling Services:	
- Number of Students, Faculty-Staff Served	32
- Services Provided to Undergraduate and Graduate Students	32
III. ALUMNI	
- Boston College Alumni Clubs	34
- Alumni Association Board of Directors, 1983-84	34
- Comparative Regional Analysis	35
- Geographic Analysis by State	35
- Living Alumni by Primary School, Sex and Class	36
- Alumni Donors by Primary School and Class	38
- Boston College Fund, 1982-83	40
- Individual Donors by Giving Club	40
IV. PHYSICAL PLANT	
- Map - Chestnut Hill Campus	42
- Map - Newton Campus	43
- Map - Weston Observatory	44
- Boston College Properties	45
- Buildings Related to Boston College Operation	46
- Summary of Building Use	47
- Classrooms	48
- Dining Facilities	48

Tuition Restated in 1967 Dollars	52
Tuition and Fees - For the Ten Years Ending June 30, 1984	53
Selected Contract and Grant Awards	54
Summary, Contract and Grant Awards	55
Contracts and Grants, Source and Application	55
VI. LIBRARIES	
Libraries	58
Expenditures for Library Materials	58
Holdings by Individual Libraries	58
Circulation Statistics	58
Special Library Services	59
Special Collections	60
VII. ATHLETICS	
Varsity Sports	64
Club Sports	64
Intramurals	65.1 16j /T1_

BOARD OF TRUSTEE MEMBERSHIP†
1983-84


Geoffrey T. Boisi, '69
General Partner
Goldman Sachs & Company


Milton C. Borenstein, '35

*Francis C. Mackin, S.J., M.A. '53
Pastor
Church of Saint Ignatius of Loyola

Joseph F. McCarrick, S.J., M.A. '46

FACULTY BY SCHOOL AND RANK





UNDERGRADUATE AND GRADUATE ENROLLMENT BY SEX

Year	Undergraduate		Graduate/ Professional		Total enrollment	Total
	Women	Men	Women	Men		
1974-75	4,745	4,473	1,831	1,700	6,576	12,749
1975-76	4,779	4,667	1,809	1,783	6,597	13,545
1976-77	4,811	4,641	1,850	1,612	6,513	13,036
1977-78	4,850	4,628	1,850	1,783	6,560	13,408
1978-79	4,850	4,628	1,850	1,783	6,560	13,408
1979-80	4,850	4,628	1,850	1,783	6,560	13,408
1980-81	4,850	4,628	1,850	1,783	6,560	13,408
1981-82	4,471	6,176	1,542	1,977	6,013	14,169
1982-83	4,397	6,132	1,540	2,000	5,937	14,069
1983-84	4,418	6,086	1,577	1,978	5,895	14,059

Source: Registrar


FULL-TIME EQUIVALENT ENROLLMENT*

Year	Undergraduate		Graduate/ Professional		Total
	Day	Evening	Day	Evening	
1978-79	8,481	805	1,831	1,700	11,817
1979-80	8,474	861	1,831	1,700	11,866
1980-81	8,474	861	1,831	1,700	11,866
1981-82	8,474	861	1,831	1,700	11,866
1982-83	8,474	861	1,831	1,700	11,866
1983-84	8,474	861	1,831	1,700	11,866

*Equivalent student

EVENING COLLEGE ENROLLMENT

Year	Full-Time		Part-Time		Total		Total
	Men	Women	Men	Women	Men	Women	
Fall 1978-79	222	141	510	220	722	370	1,092



**UNDERGRADUATE AND GRADUATE
MINORITY ENROLLMENT**

Undergraduate	1980-81			1981-82			1982-83			1983-84		
	Men	Women	Total	Men	Women	Total	Men	Women	Total	Men	Women	Total
Black	116	143	259	109	116	225	86	112	198	75	115	190
American Indian	5	4	9	2	5	7	2	5	7	2	5	7
Oriental	84	116	200	104	155	259	113	172	285	111	180	291
Hispanic	104	144	248	124	162	286	138	188	326	140	203	343
Other	53	53	106	73	88	161	87	107	194	75	93	168
	<u>362</u>	<u>460</u>	<u>822</u>	<u>412</u>	<u>526</u>	<u>938</u>	<u>426</u>	<u>584</u>	<u>1,010</u>	<u>403</u>	<u>596</u>	<u>999</u>
Graduate												
Black	47	57	104	42	50	92	44	51	95	37	46	83
American Indian	3	3	6	2	3	5	2	3	6	3	5	8
Oriental	49	48	97	41	38	79	44	44	88	46	48	94
Hispanic	29	34	63	33	37	70	37	40	77	32	37	69
Other	38	49	87	29	43	72	33	45	78	37	44	81
	<u>166</u>	<u>191</u>	<u>357</u>	<u>147</u>	<u>171</u>	<u>318</u>	<u>161</u>	<u>183</u>	<u>344</u>	<u>155</u>	<u>180</u>	<u>335</u>
Total Graduate and Undergraduate	528	651	1,179	559	697	1,256	587	767	1,354	558	776	1,334


Source: Registrar

**VETERANS ENROLLED AT BOSTON COLLEGE
1983-84**

School	Men	Women	Full-Time	Part-Time	Total
Arts and Sciences	11	9	20	-	20
Education	2	4	6	-	6
Evening College	13	4	5	12	17
Nursing	-	2	2	-	2
Management	4	2	6	-	6
Graduate School of A&S	7	3	3	7	10
Graduate SOM	6	-	-	6	6
Law School	6	1	7	-	7
Social Work	2	-	1	1	2
Total	<u>51</u>	<u>25</u>	<u>50</u>	<u>26</u>	<u>76</u>

Source: Register

ALUMNI




BOSTON COLLEGE ALUMNI CLUBS


Arizona	Mid-Hudson
Atlanta	Minnesota
Buffalo	New Hampshire
Cape Cod	New Jersey
Central New York	New Orleans
Chicago	North Shore
Cincinnati	Northern California (San Francisco)
Cleveland	Philadelphia
Dallas	Pittsburgh
Denver	Rhode Island
Detroit	Rochester
Fairfield County	St. Louis
Florida	San Diego
Hartford	Seattle
Houston	Toledo
Long Island	Washington, D.C.
Los Angeles	Western Massachusetts (Springfield)

ALUMNI DONORS BY PRIMARY SCHOOL AND CLASS

63

Class	A.B.S.	Ed.	S.O.M.	S.O.N.	Evening College	Newton College	Grad. A.B.S.	Grad. S.O.M.	Social Work	Law	Weston Theo.	EX Alumni	Total Alumni Donors	Class
-------	--------	-----	--------	--------	--------------------	-------------------	-----------------	-----------------	----------------	-----	-----------------	--------------	---------------------------	-------









**RESIDENCE HALL CAPACITIES
1983-84**

CHESTNUT HILL		Living Units	Students	Staff*	Total
Upper Campus					
Cheverus	127 Hammond Street	60	125		185
42	Claves		41 Tudor Road		74
141	Fenwick		46 Tudor Road		73
154	Fitzpatrick		137 Hammond Street		80
159	Gonzaga		149 Hammond Street		81
101	Kostka		149 Hammond Street		52
86	Loyola		42 Tudor Road		51
134	Medeiros Townhouses		60 Tudor Road		62
21	Rondelli		182 Hammond Street		8
150	Shaw		377 Beacon Street		76
72	Weich		200 Hammond Street		
40	Williams		142 Hammond Street		
	Xavier		44 Tudor Road		
		784	1,526	34	1,560
Lower Campus					
	Sumner Hall		20 S. Thomas More Drive		1208
	100 Commonwealth Avenue		Hillside A		

SELECTED CONTRACT AND GRANT AWARDS*
1982-83

Title


Source of Funding

Amount

BIOLOGY DEPARTMENT




NOTES



VARSITY SPORTS
1982-83

Men's Varsity	Participants	Women's Varsity	Participants
Baseball	25	-	-
Basketball	19	19	19

NOTES



1962

1966

Dorley W. Brock, D.Sc.†

Maat Brock, J.W. Combs, M.M., J.D.

ACADEMIC CALENDAR

1983-84

Sept. 3-6
Sept. 6
Sept. 7
Sept. 7
Oct. 10
Nov. 11
Nov. 23-25
Dec. 14

First Semester

Freshmen and Transfer Orientation
Registration for Students not Pre-registered
Classes begin
Faculty Convocation
Columbus Day — No Classes
Veteran's Day — No Classes
Thanksgiving Holiday begins at Noon
Study Day — No Undergraduate Classes

1984-85

Sept. 1-4
Sept. 4
Sept. 5
Sept. 5
Oct. 8
Nov. 12
Nov. 21-23
Dec. 13-14