






3,513
Total Students Enrolled

3,516
Full-Time Equivalent

- Carroll School of Management  **3**
- Lynch School of Education  **3**
- Morrissey College of Arts and Sciences  **77**
- BC Law School  **73**




DEGREES AWARDED AUGUST 1, 2019 - MAY 1, 2020

MCAS  63%


CSOM  24%

LSOE  6%

CSON  4%

WCAS  2%

3
students completed
an accelerated degree
program (bachelor's +
master's in 5 years)

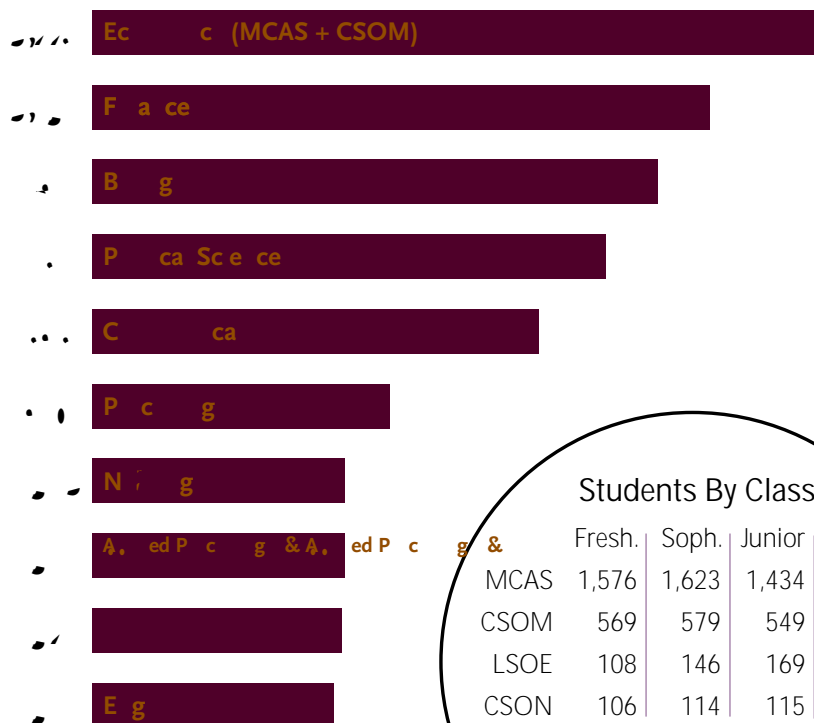


Graduate Degree
by Title

,376


Total Undergraduate Degrees

Top 10 Majors by Enrollment



6 %
of students are enrolled in at least one of these 10 majors

students studied abroad in 2017-2018



Students By Class

	Fresh.	Soph.	Junior	Senior
MCAS	1,576	1,623	1,434	1,458
CSOM	569	579	549	542
LSOE	108	146	169	193
CSON	106	114	115	96