

# How to Download your Event Pass




BOSTON COLLEGE




# What is Event Pass?

- Event Pass is a unique QR code that will be scanned at events that track student attendance or participation.
- Your Event Pass is unique to you and will be used throughout your time at Boston College.
- \*Please note, the Event Pass does not apply to tickets through Robsham Theater Arts Center or BC Athletics.




# What is the CORQ App?

- The CORQ App is connected to MyBC, and shows upcoming events on campus, as well as organizations and clubs around campus from your mobile device.
- Your Event Pass is also located in the CORQ App. You can keep your Event Pass in the app, or download it to your smart phone wallet for easy access.
- The CORQ App is available on the Apple App Store or the Google Play Store.



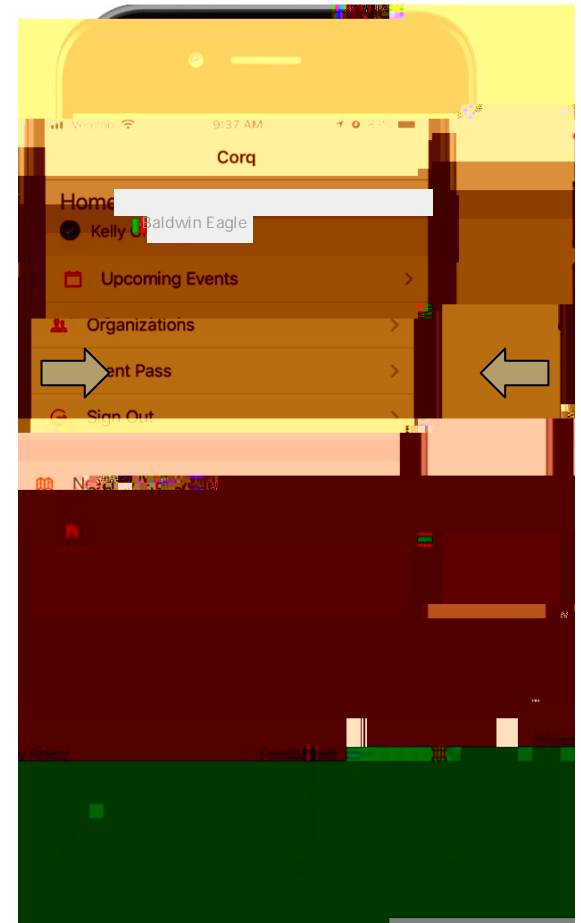
# How do I access and save my Event Pass?

Download the CORQ App:



Connect to Boston College with  
your BC username and password  
Select "Event Pass"

Your Event Pass will remain in this  
application, but for easy access you can  
save it to your Apple Wallet or Android Pay.  
You can also choose to screenshot or print  
your pass.



---

Yes! You can find your Event Pass in the desktop version of MyBC by clicking on your profile picture (or first initial if you do not have a profile picture) in the top right corner of the screen.

No worries! You can check into an event using your name or BC email address.

You are still able to be scanned in by giving the event host your name and email.







Questions?